


## ZONE MONITOR - CLASS B

## VL-ZMB

### Description

The VL-ZMB is a six zone monitor module that is designed to be DIN mounted inside of a Velocity control panel. It's powered and interfaced to the Velocity MMP via a RJ45 connection.

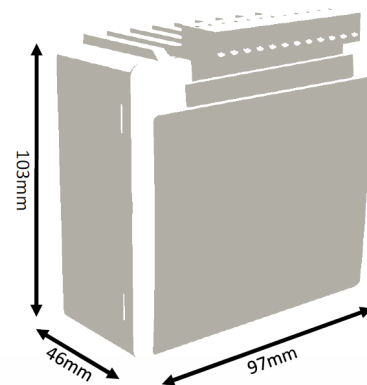
The module has six class B zone monitor's which can be typically used for conventional devices and/or for special detectors that are not available in addressable form such as UV detectors, aspiration and beam detectors etc. The module monitors and transmits the status (normal, open, short, or alarm) of a zone with the detectors to a control panel. Each zone input can be programmed to either give a supervisory or alarm signal when active.



### Features

- Designed to meet UL864 10<sup>th</sup> Edition requirements.
- 6 x Class B initiating device circuits.
- Each zone is monitored for open & short circuit.
- Extensive front unit status indications (see table below).
- Quick and easy to install by plugging the RJ45 cable into the module and control panel (cable supplied with unit).
- Each zone input can be configured as either Alarm or Supervisory.

### Dimensions



### Front Unit Indications

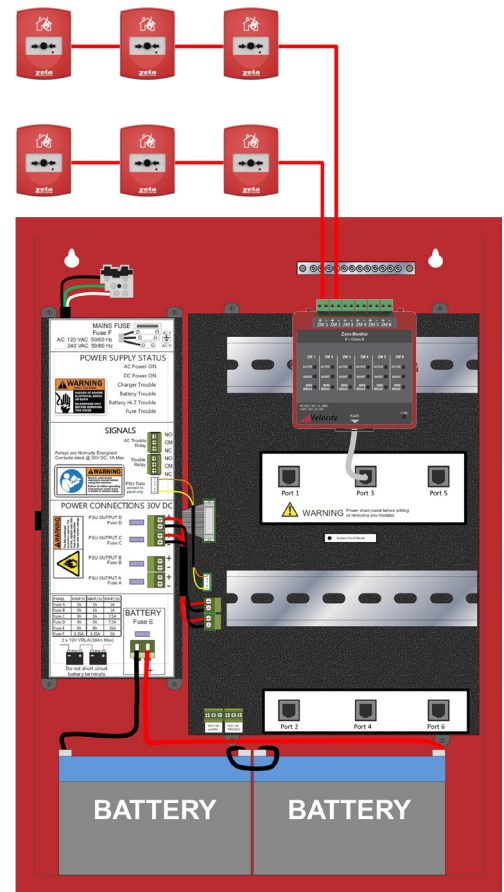
LED Indication	Description
Active (Red)	On steady when an alarm/supervisory on the zone is active.
Short (Yellow)*	Flashing when a short circuit condition has been detected.
Wire Break (Yellow)*	Flashing when an open circuit condition has been detected.
Com. (Green)	Pulses to show communication between the module and the motherboard.

\* When a VL-ZMB input is disabled, the Short & Wire Break LED's will be on steady (Yellow)

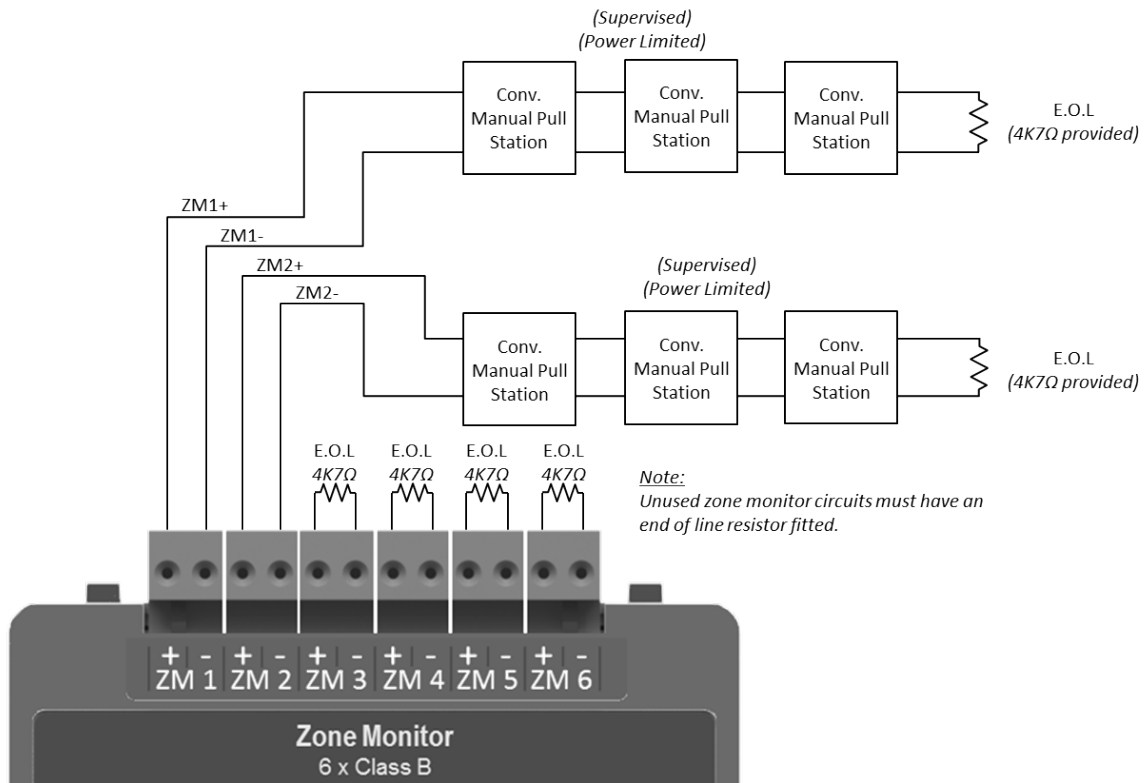
▪ Specification

Specification	VL-ZMB
Part Number	62-403
Design Standard	UL864 10 <sup>th</sup> Edition
Approval	UL Laboratories
Circuit Voltage	26VDC Nominal (17.5V - 26.5V with EOL connected)
Wiring Class	6 x Class B [Power Limited & Supervised]
Zone Max Current (under S/C conditions)	56mA
Zone Max Line Impedance	10Ω
End of Line Resistor	4K7Ω
Triggering Resistor	1KΩ
Operating Temperature	0 °C (32 °F) to 49 °C (120 °F)
Max Humidity	93% Non-Condensing
Size (mm) (HxWxD)	103mm x 97mm x 46mm
Weight	0.2KG
Recommended cable Sizes	22 AWG to 14 AWG (0.3mm <sup>2</sup> to 2.5mm <sup>2</sup> )
Compatible Devices	VL-RS-01 (UL38 Listed)
Maximum Detectors Per Zone	20

▪ Interior Panel View



▪ Typical Wiring Diagram (Class B)



All specifications are subject to change without any notice. For more information, contact with VELOCITY.



Zeta Alarms Limited  
72-78 Morfa Road, Swansea  
SA1 2EN  
Tel: +44 1792 455 175 FAX: +44 1792 455 176

Distributed By